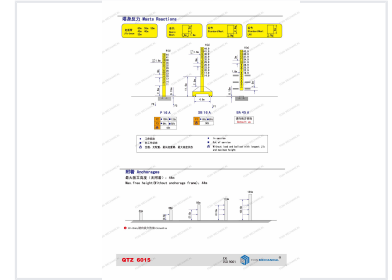
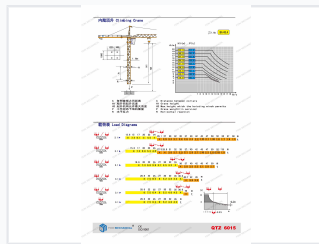



Topkit Tower Crane with 60-Meter Radius

This topkit tower crane has a classic structural type, connecting the boom and balance jib through a pull rod. It is suitable for construction environments with low installation density.



ADDITIONAL IMAGES



Overview

Versatile Climbing Tower Crane

The QTZ 6015 is a high-performance climbing tower crane designed for vertical construction projects. It offers exceptional versatility with a maximum working radius of 60 meters and a robust load capacity of up to 8 tons. Engineered for safe and efficient operations, this crane features modular components for straightforward assembly and disassembly on varied job sites.

Performance

Key Operational Metrics

60 m

Maximum Radius

8 t

Maximum Load

44 m

Max Free Standing Height

Technical Specifications

Lifting Capacity by Jib Length

Jib Length	Max Capacity	Tip Load
60m	8t	1.5t
55m	8t	1.8t
50m	8t	2.7t
45m	8t	3.5t
40m	8t	4t
35m	8t	4.7t

Foundation Configurations

- 1.6m base with 4.5m x 4.5m footprint
- 1.8m base with 6m x 6m footprint

Compliance

Certifications & Standards

CE, ISO 9001