




Stone-Coated Roof Tile Production Line

This automated production line manufactures stone-coated metal roof tiles. It forms and coats the tiles, ensuring weather resistance and aesthetic appeal.



ADDITIONAL IMAGES



Product Overview



High-quality stone-coated metal roof tiles featuring durable vermiculite surfaces.



Automated rolling mill system designed for precision metal forming and coating.

Advanced Stone-Coated Roof Tile Production

This automated production line is engineered for the efficient manufacturing of modern, environmentally friendly stone-coated metal roof tiles. Built on a 0.4mm Al-zin coated steel foundation, the system utilizes high-temperature technology to apply durable vermiculite surfaces. The line is designed for high-performance, stability, and energy efficiency, ensuring easy operation for high-volume manufacturing environments.

Technical Specifications

Base Material	0.4mm Al-zin coated steel
Surface Finish	Color vermiculite (high-temperature cured)
Driving Motor Power	3 KW
Motor Type	Excitation motor or frequency speed regulation
Glue Spraying Section Dimensions	4000 x 1000 x 2000 mm

Production Process



Step 1: The roofing tile profile forming process including slitting, shearing, and pressing.



Precision pressing station for forming tile profiles; molds can be changed for different designs.



Integrated coating and drying system for consistent application of stone chips and adhesives.

Profile Forming Steps

- Slitting the sheet
- Lace shearing
- Pressing the profile

Sand Blasting & Coating Sequence

- Auto bottom glue spraying
- Auto stone coating
- First drying stage
- Auto face glue spraying
- Second drying stage

Key Features

System Benefits

High-performance, Stable Operation, Energy-efficient, Automated, Easy Operation