


# Static Var Generator SVG 100-400Kvar FCL Modular Three Phase 50Hz 400V

This static var generator provides reactive power compensation and harmonic control. The three-phase unit also features unbalance control and a modular design for flexible use in low or high voltage systems.



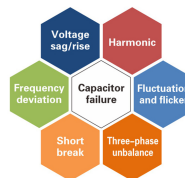
## ADDITIONAL IMAGES



## Overview

### Problems With Power Quality

Common phenomena caused by power quality problems



The source of the above phenomenon may be due to the power quality problems in the power grid system.


Common power quality issues addressed by SVG, including harmonics and three-phase unbalance.

### Advanced Reactive Power & Harmonic Control

The Static Var Generator (SVG) is a high-performance, modular solution designed to address power quality issues in low and high voltage systems. It provides instantaneous reactive power compensation, harmonic control, and three-phase unbalance correction to ensure grid stability. By implementing this technology, facilities can achieve longer equipment lifetimes, reduced energy losses, and full compliance with demanding grid codes.

## Core Performance

### What Is Perfect Power Quality



Defining perfect power quality with PF 0.99 and THDi <math>< 3\%</math>.

### Performance Metrics

**0.99**

Target Power Factor

**3 %**

Target THDi

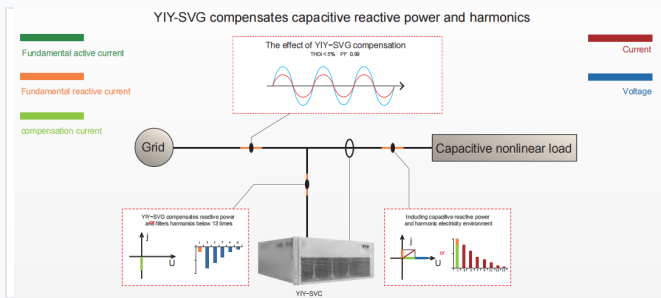
**50 Hz**

System Frequency

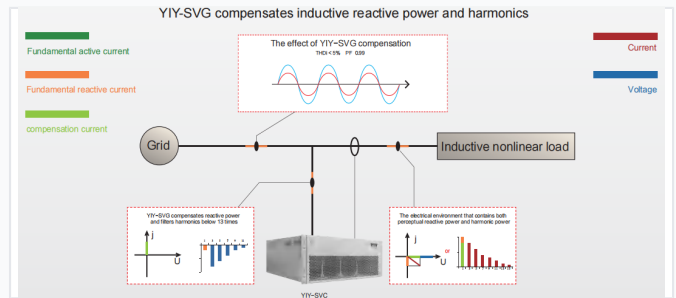
**400 V**

Rated Voltage

## Technical Specifications



Working principle for compensating capacitive nonlinear loads and filtering harmonics.



Working principle for compensating inductive nonlinear loads to stabilize grid voltage.

### Compensation Capacity

- Modular: 30kVar, 50kVar, 75kVar, 100kVar
- FCL Cabinet: 100kVar, 200kVar, 250kVar, 300kVar, 400kVar

### Cooling Method

Forced air cooling

### Response Type

Instantaneous stepless reactive power compensation

### Harmonic Filtering Range

Filters harmonics below the 13th order

## Design & Interface

### YTY-SVG Product details



Internal architecture featuring high-frequency inductors and independent air duct design.


### Control Interface

- 75A/150A Modules: 3.8-inch LCD or 4.3-inch full-color screen
- Full Cabinet: 8-inch full-color screen

### Hardware Architecture

IGBT Technology, DSP (Digital Signal Processor), High-frequency Inductors, Independent Air Duct, Modular Design

## Model Range



Technical drawings of the rack-mounted SVG module showing main, back, and side views.



Technical drawings of the FCL modular cabinet system for high-capacity compensation.

### Rack-Mounted Module Specifications

Capacity (kVar)	Voltage (V)	Dimensions (DxWxH mm)
35	400	486x530x95
50	400	599x513x190
75	400	549x470x230
100	400	609x550x215

### Cabinet System Specifications

Capacity (kVar)	Voltage (V)	Dimensions (DxWxH mm)
100	400	800x1000x2200
200	400	800x1000x2200
300	400	800x1000x2200
400	400	800x1000x2200

## Compliance & Safety

### Standards & Certifications

ISO 9000 • ISO 14001 • CE • ROHS • UL • TUV • FCC