




SMT Placement Nozzle CP6/CP643

This precision-engineered placement nozzle is designed for use in SMT (Surface Mount Technology) machines, specifically CP6 and CP643 models. It ensures accurate and reliable component placement during the PCB assembly process.



ADDITIONAL IMAGES



Product Overview

Precision SMT Placement Nozzle

This high-precision placement nozzle is engineered for compatibility with CP6 and CP643 SMT machines. Designed to ensure accurate and reliable component pickup and placement, it is constructed from durable materials to withstand the rigors of high-volume PCB assembly environments. This component offers a robust, cost-effective alternative for maintaining consistent production efficiency.

Compatibility & Usage

Compatible Machines

CP6, CP643

Technical Specifications

Available Nozzle Configurations

Part Code	Tip Size	Disk Size
AWPH-9510	0.7mm	12mm
AWPH-9520	1.0mm	12mm
AWPH-9530	1.3mm	12mm
AWPH-9540	1.3mm (MELF)	12mm
AWPH-9550	1.8mm	12mm
AWPH-9560	2.5mm	16mm
AWPH-9591	2.5mm (MELF)	N/A
AWPH-9570	3.7mm	16mm
AWPH-9580	2.5mm	20mm
AWPH-9600	3.7mm	20mm
AWPH-9610	5.0mm	20mm SQ.
AWPH-9660	5.0mm	20x22mm Rect.

Specialized Tools

Specialized Nozzle Types

- CP-6 4-O/R: 4.0mm O-Ring 20mm Disk
- CP-6 5-O/R SQ.: 5.0mm O-Ring 20mm SQ.
- CP-6 5-O/R Rect.: 5.0mm O-Ring 20x22mm Rect.
- CP-6 DEBURR
- CP-6 HEAD (WINDMILL) DE-BURRING TOOL