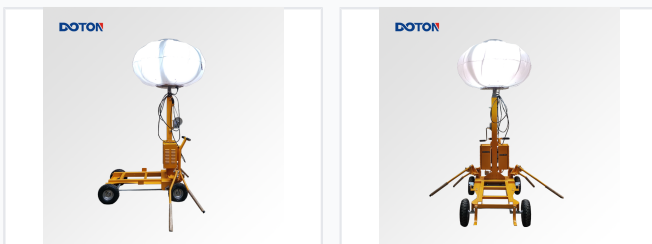


Metal Halide Mobile Lighting Tower

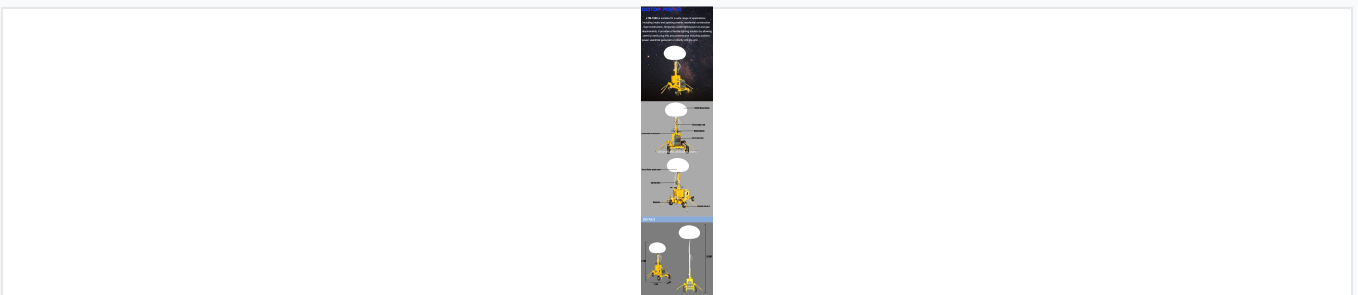
This mobile lighting tower is designed for industrial and emergency use and is easily transportable. It features a metal halide lamp for a high luminous flux and a telescopic mast for adjustable height.



ADDITIONAL IMAGES



Overview



The lighting tower is designed for easy deployment in various industrial and outdoor settings.

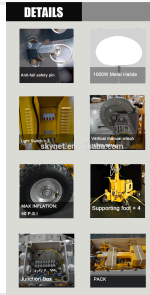
Versatile Industrial Lighting Solution

This metal halide mobile lighting tower is engineered for demanding industrial, emergency, and construction environments. It features a robust, telescopic mast design that provides powerful, wide-area illumination with a coverage zone of up to 3000 square meters. Designed for maximum flexibility, the unit is highly portable and can be easily transported or maneuvered to where it is needed most.

Lighting Performance

Lamp Technology	Metal Halide
Luminous Flux	110000 Lm
Radius of Lighting	500-650 m
Illumination Zone	3000 m ²
Light Source Life	5000 Hrs

Mast & Operation



Detailed view of the manual operating system and safety features.

Mast Sections	3
Maximum Extended Height	3500/5500 mm
Storage Height	1800 mm
Operation Mode	Manual

Safety & Stability

Anti-tilt Angle	<10°
Windproof Grade	<6

Physical Specifications



The product is securely packed for safe transport and efficient delivery.

Packing Dimensions

Component	Dimensions (mm)
Main Machine	1100 x 850 x 800
Lifting Poker	1800 x 200 x 150
Lamp Holder	700 x 350 x 350
Total Weight	110 KG