


Metal Convex Head Push Button Switch

This metal push button switch features a convex head for easy actuation. It incorporates both normally open (NO) and normally closed (NC) contacts for versatile circuit control.



ADDITIONAL IMAGES



Overview



Specializing in production of buttons and indicators since 1997

The switch features a robust metal construction designed for high-durability industrial applications.

Industrial Metal Push Button

This high-performance metal convex head push button switch is engineered for demanding industrial control circuits, including elevator panels and heavy-duty machinery. Constructed with a durable zinc alloy body and high-grade anti-flame plastic, it features silver alloy contacts to ensure superior resistance to electrical erosion. The switch is fully compliant with international safety standards, offering reliable signal control and interlocking capabilities for AC and DC voltage systems.

Electrical Ratings

Rated Insulation Voltage

600 V

AC Voltage

Conventional Heating Current

10 A

Insulation Resistance

e5M©

Contact Resistance

d25n©

Performance


Mechanical Life

Type	Cycles
Pushbutton	1000000
Selector Switch	500000

Electrical Life

Type	Cycles
Pushbutton	500000
Selector Switch	250000


Physical & Material



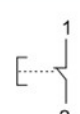
Projecting
Push button
Spring return
Marked

LAY4-BL3361

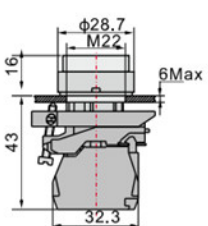
N/O



N/C



- Green LAY4-BL3311
- Green LAY4-BL3361
- White LAY4-BL3341
- Black LAY4-BL3351
- Blue LAY4-BL6371
- Red LAY4-BL4322
- Red LAY4-BL4342



Dimensional specifications including mounting hole diameter and panel thickness requirements.

Mounting Dimensions

- Mounting Hole: M22
- Diameter: 28.7mm
- Total Height: 43mm
- Max Panel Thickness: 6mm

Construction Materials

Zinc Alloy, Anti-flame Plastic, Silver Alloy Contacts

Compliance

Certifications & Standards

CE • ISO9001 • RoHS • UL • IEC60947-5-1 • GB/T14048.1