
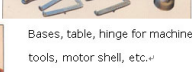



Iron Castings

These iron castings come in malleable, gray, and nodular forms. They are suitable for a variety of applications including brackets, holders, pipe fittings, bases, tables, hinges, valves, and housings.

<p>5. Malleable Iron Castings. like brackets, holders, pipe fittings, etc.❖</p>	
<p>6. Gray Iron Castings, like</p>	<p>Bases, table, hinge for machine tools, motor shell, etc.❖</p> 
<p>7. Nodular Iron Castings, like hinges for machine tools, valves, housings, etc.❖</p>	

Overview

Versatile Iron Casting Solutions

These iron castings are engineered to meet diverse industrial requirements, offering reliability and durability across various applications. The range includes malleable, gray, and nodular iron options, each tailored for specific mechanical and structural needs. From precision machine tool components to heavy-duty valves and housings, these castings provide the essential foundation for robust industrial equipment.

Material Types

Available Casting Materials

Malleable Iron, Gray Iron, Nodular Iron

Applications

Malleable Iron Applications

- Brackets
- Holders
- Pipe fittings

Gray Iron Applications

- Machine tool bases
- Machine tables
- Hinges
- Motor shells

Nodular Iron Applications

- Machine tool hinges
- Valves
- Housings