

Industrial Robotic Arm

This industrial robotic arm is widely used in burnishing and polishing applications. It is also suitable for machine loading/unloading and automated transport on punching automation production lines.

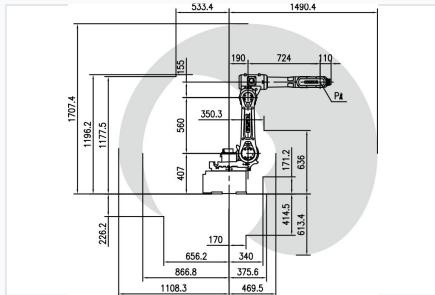


Overview

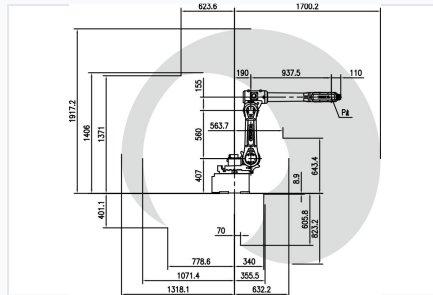
Industrial Robotic Arm Series

This series of high-performance industrial robotic arms is engineered for versatility and precision in demanding manufacturing environments. Designed for applications such as burnishing, polishing, machine loading/unloading, and automated transport, these units feature a robust 6-axis configuration and a reliable AC servo drive system. With multiple reach options and consistent repeatability, they offer a scalable solution for integrating automation into punching production lines and assembly workflows.

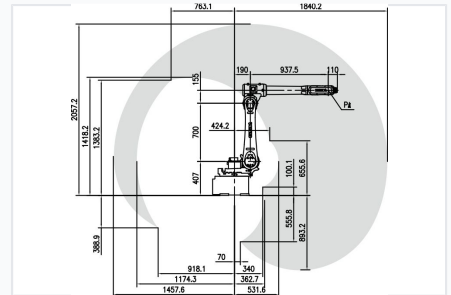
Technical Specifications



Dimensional diagram of the 1490 model showing workspace envelope and base measurements.



Detailed workspace envelope and physical footprint planning diagram.



Physical dimension overview for installation planning.

Model Comparison

Specification	RB08A3-1490	RB08A3-1700	RB08A3-1840
Payload (kg)	8	8	6
Motion Radius (mm)	1490	1700	1840
Machine Weight (kg)	185	187	180
Repeatability (mm)	±0.05	±0.05	±0.05

System Configuration

6-DOF Configuration, AC Servo Drive System

Performance Metrics

Top Velocity (J1-J3)

200 °/s

J1-J3 Velocity (1490 Model)

180 °/s

J1-J3 Velocity (1700 Model)

160 °/s

J1-J3 Velocity (1840 Model)

Applications

Primary Applications

- Burnishing
- Polishing
- Machine loading/unloading
- Automatic transport
- Punching automation production lines