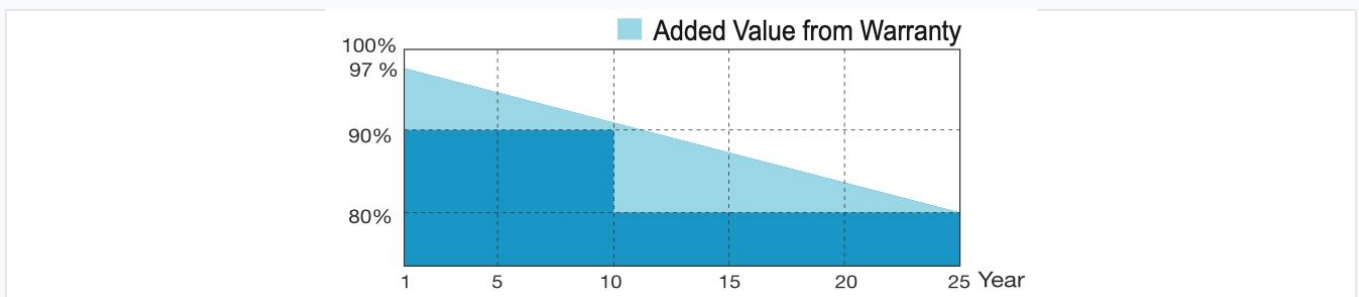


Half-Cut Cell Monocrystalline Solar Panel

This solar panel features optimized main gate lines to maximize light receiving area and reduce power consumption. It is designed for high voltage systems up to 1500 VDC, increasing the string length of solar systems and saving on BoS costs.



Product Overview

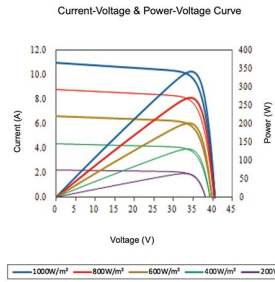


Warranty performance chart showing long-term power output retention over 25 years.

High-Efficiency Half-Cut Solar Module

This monocrystalline solar module features advanced half-cut cell technology and a multi-busbar (MBB) design to maximize light absorption and minimize power consumption. Engineered for high-voltage systems up to 1500 VDC, it enhances string length capacity and reduces overall Balance of System (BoS) costs. With a module efficiency of up to 20.4%, this panel is a reliable, high-performance solution designed for demanding residential and commercial solar installations.

Electrical Characteristics



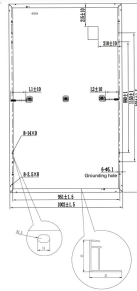
I-V and P-V performance curves demonstrating module efficiency under different irradiance conditions.

Maximum Module Efficiency

20.4 %
Efficiency

Power Output Range	325W, 330W, 335W, 340W, 345W
Power Tolerance	0 ~ +5W
Maximum System Voltage	1500 V
Max Series Fuse Rating	15 A

Technical Specifications



Technical engineering drawing detailing dimensions and mounting specifications.

Cell Technology

Monocrystalline • Half-Cut • PERC • Multi-Busbar

Physical Dimensions

Dimension	Value
Height	1684 ± 1.5 mm
Width	1002 ± 1.5 mm

Frame Availability

- Black Frame
- White Frame

Operating Temperature Range	-40°C to +85°C
Nominal Operating Cell Temperature (NOCT)	45 °C