

Foldable Electric Bike with 12-inch Wheels

This foldable electric bike is designed for adults and teens and features a lightweight frame. It has dual disc brakes and hydraulic suspension.




ADDITIONAL IMAGES



Overview



Rapid folding mechanism allows for easy storage and transport.



Designed for ultimate portability in elevators, offices, and public transport.

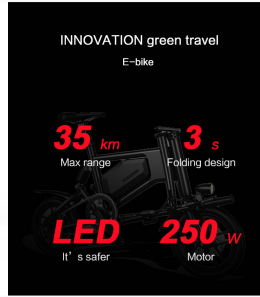
Compact Urban Mobility

This foldable electric bike is designed for adults and teens, offering a perfect blend of portability and performance for urban commuting. With its 12-inch wheels and rapid folding mechanism, it easily fits into elevators, offices, and car trunks. Riders can enjoy a smooth experience with dual disc brakes, hydraulic suspension, and the flexibility of switching between pedal assist and full electric modes.

Performance



25 km/h



High-efficiency motor and battery performance for urban travel.

Key Performance Metrics

25 km/h
Max Speed

35 km
Max Range

250 W
Motor Power

120 kg
Max Load

Technical Specifications


Detailed Specifications

Feature	Specification
Wheel Size	12 inch
Motor Type	36V/250W Brushless
Battery	36V 7.5Ah LG Lithium
Charging Time	3-5 Hours
Charger Input	100V-240V (50~60HZ)
Unfolded Dimensions	1120*530*1050mm
Net/Gross Weight	15.5kg / 21.5kg

Features & Options



Key features including hydraulic suspension, LED lighting, and dual disc brakes.



Customize your ride with optional baskets, racks, and safety lights.

Optional Accessories

- Bracket
- Rear Seat
- Basket
- Brake Warning Light

Key Features

Foldable Frame, Front Tube Foldable, Adjustable Seat, Removable Seat, Front LED Light, Rear Warning Light, Dual Disc Brake, Hydraulic Suspension, Pedal Assist Mode, Electric Mode

Logistics

Container Capacity

Container Type	Quantity
40HQ	265 PCS
40GP	240 PCS
20GP	115 PCS