

# Flush Button Control Box Switch

This flush button switch is designed for use in control boxes, particularly for lifting applications. It features a spring return mechanism and is available in multiple colors.



## ADDITIONAL IMAGES




## Overview

### Industrial Control Flush Button

This flush button control box switch is designed for demanding industrial control circuits, including lifting mechanisms and signal interlocking. Constructed with a zinc alloy body and high-grade anti-flam plastic, it ensures durability and safety in operation. The contacts utilize a special silver alloy to minimize electrical erosion, providing reliable performance for AC circuits up to 660V and DC circuits below 400V.

## Technical Ratings



Specializing in production of buttons and indicators since 1997

Durable push-button switch design featuring clear terminal identification and standard compliance markings.

Conventional Heating Current	10 A
Rated Insulation Voltage	AC 600V (50Hz/60Hz)
Power Frequency Withstand Voltage	AC 2.5KV/min
Insulation Resistance	e5M©
Contact Resistance	d25h©

## Performance Metrics

### Mechanical Life

**1000000 cycles**  
Pushbutton

**500000 cycles**  
Selector Switch

### Electrical Life

**5000000 cycles**  
Pushbutton


**250000 cycles**  
Selector Switch

## Compliance

### Certifications & Standards

CE, ISO 9001, ROHS, UL, IEC 60947-5-1, GB/T 14048.1


## Physical Specifications




**LAY4-BA42**

Flush button  
spring return

N/O



N/C



- Black
- Green
- Blue
- Yellow
- Red

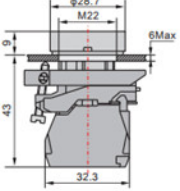
LAY4-BA21

LAY4-BA31

LAY4-BA61

LAY4-BA51

LAY4-BA42



Technical diagram illustrating mounting dimensions and N/O and N/C contact configurations.

### Mounting Dimensions

Parameter	Value
Mounting Diameter	28.7 mm
Thread Type	M22
Base Width	32.3 mm
Height Above Surface	6 mm