

Equal Troughing Belt Conveyor Roller Idler

These equal troughing belt conveyor roller idlers provide essential support and stability for conveyor belts. They are engineered for high precision and steady performance, ensuring a long service life.



ADDITIONAL IMAGES




Product Overview


High-Performance Troughing Idlers

These equal troughing belt conveyor roller idlers are essential components designed to provide robust support for conveyor belts and material loads. Engineered for high precision and steady performance, these rollers minimize friction, reduce material jitter, and significantly extend the service life of rubber belts. Built for durability in demanding environments, they feature excellent waterproof and dustproof capabilities, making them ideal for mining, aggregate, and heavy-duty industrial conveying systems.


Technical Specifications



Precision-engineered roller designed for smooth material conveyance.



Robust construction ensures reliable operation in harsh industrial environments.



Durable design built for heavy-duty material handling.

Diameter	124 mm
Length Range	190-1500mm
Material	Carbon steel
Seal Assembly	Multiple labyrinth seal (non-contact)
Bearing Type	Deep Groove ball bearing (C3 clearance grade)
Warranty	12 months

Performance Features



Engineered for high precision, steady performance, and extended service life.

Operational Benefits

- Improved host stability
- Reduced material jitter
- Extended rubber belt service life (2-3x)
- Enhanced safety performance

Advantages

Waterproof, Dustproof, Smooth running, Low noise, High precision

Compliance

Certifications

ISO • CE