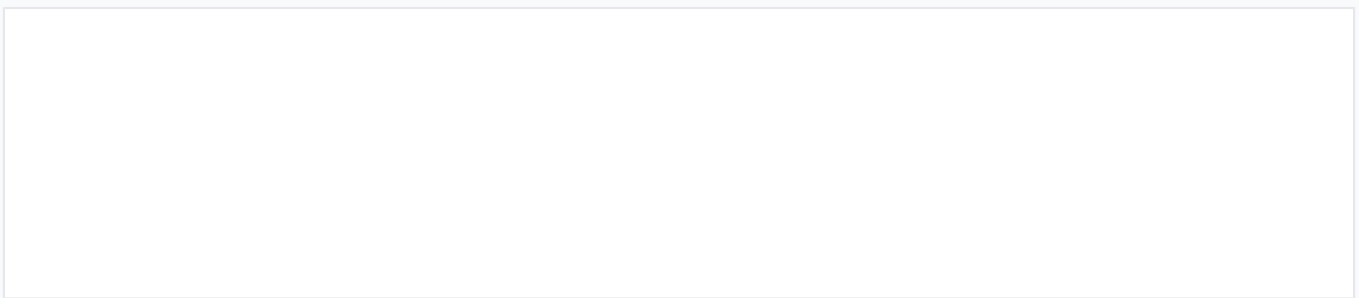


# Electrical Switch Cover Plate

This electrical switch cover plate features fire-resistant PC and an earthed metal frame. It is designed to fit standard switches and provide a durable, decorative finish.



## Product Overview



A decorative golden cover plate designed for electrical switches, featuring a sleek and glossy finish.

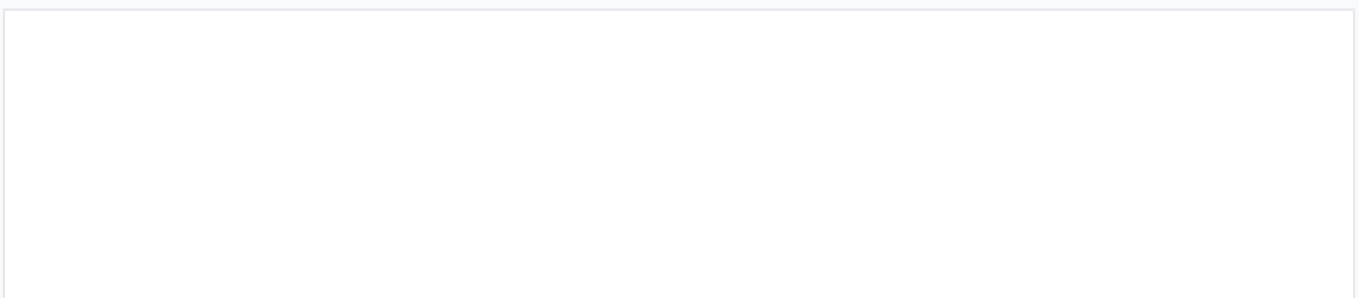
## Professional Electrical Solutions

This electrical switch cover plate and modular system is designed for both residential and commercial applications. Engineered with fire-resistant materials and an earthed metal frame, it ensures both safety and structural integrity. The system features user-friendly installation with captive terminal screws and is compatible with standard electrical configurations.

## Physical Dimensions

Dimensions	86 x 147 mm
------------	-------------

## Technical Specifications



Standard 1-gang electrical switch module, showcasing the internal connection points and terminal layout.

Rated Current	10 A
Rated Voltage	250 V
Maximum Power	2500 W
Frequency	50 Hz

## Materials & Construction

### Structural Features

Earthed metal frame • Child-proof shutters • Captive terminal screws

### Construction Materials

Fire-resistant PC, Silver point, Red copper

## Compliance & Warranty

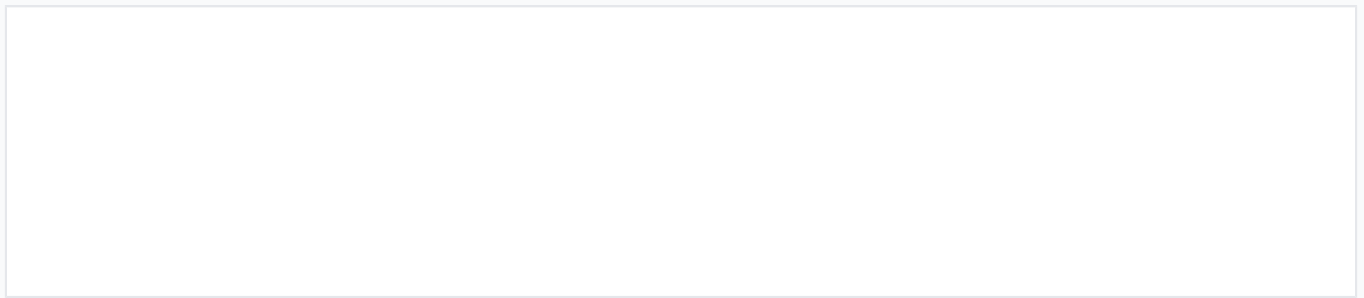
### Certifications

CE, CB, SASO

### Warranty

10 years (non-electronic items)

## Installation & Customization



Modular electrical outlet and switch components arranged to illustrate assembly and customization options.

### Installation Features

- Terminals are upward facing for easier access
- Terminal screws are backed out for quick connection
- Modular design for custom installations