




# Electric Water Kettle

This electric water kettle quickly boils water for tea, coffee, and other hot beverages. It features multi-directional rotation and a neon indicator for ease of use.



## ADDITIONAL IMAGES



## Product Overview

### Professional Electric Water Kettles

These versatile electric water kettles are designed for efficiency and safety in both domestic and commercial environments. Available in stainless steel and glass models, they feature 360-degree rotation and a reliable 3-stage protection structure for peace of mind. With consistent power ratings and intuitive controls, these kettles provide a dependable solution for rapid water heating.

## Technical Specifications

### Safety Features

- 3-stage protection structure
- Neon on lamp indicator
- On/off switch

Power Rating	200 W
Voltage/Frequency	220-240V, 50Hz
Control System	Strix Control, Chinese Control

## Model Comparison

### Model Comparison

Feature	Model 1 (Stainless Steel)	Model 2 (Glass)
Capacity	1.5L	1.7L
Body Material	Stainless Steel	Transparent Glass
Gift Box (mm)	190x180x220	190x190x260
Carton Dimensions (mm)	560x395x245	590x400x285

## Logistics

### Container Quantities

**3090 pcs**

20' (1.5L Model)

**6390 pcs**

40' (1.5L Model)

**7410 pcs**

40H (1.5L Model)

**2460 pcs**

20' (1.7L Model)

**5130 pcs**

40' (1.7L Model)

**5940 pcs**

40H (1.7L Model)