

# Double Head Push Button Switch Red Green

This double head push button switch features red and green buttons. It is designed for use in controlling circuits with AC voltage up to 660V and DC voltage below 400V.



## ADDITIONAL IMAGES



## Product Overview

**Model and meaning:**

LAY 1 2 3 4 5 6 7 8 9 10

- 1: Refer to the introduction
- 2: According to structure style (Refer to the introduction)
- 3: Optional: Blank denotes normal type signal lamp; "C" in it denotes emergency type signal lamp
- 4: denotes structure (Refer to the introduction)
- 5: Material: "M" in it denotes metal type; "P" in it denotes plastic type
- 6: Design code
- 7: Push button and Signal lamp

11: Denotes middle frame material: "B" in it means metal type; "C" in it means plastic type

12: Letters denote structure type

A: Flush button	C: 40kVA twin button	R: 40kVA twin button	D: Standard handle knob
S: Long handle knob	G: New switch	L: Green button	P: Button with water-proof cover
S: Turn-to-release type emergency button	T: Push and pull type emergency button	H: Auto-locking emergency button	X: Indicator lamp
W: Button with lamp	K: Switch with lamp		

13: Optional: Blank denotes normal type signal lamp; "C" in it denotes emergency type signal lamp

14: The number after 11,12,13,14: means color code as follows:

The number after 15,16,17,18,19,20: means the method of rotary switch order as follows:

The number after 21: means the voltage and current and structure code as follows:

The number after 22 means: machine model: 0 means 0.5A; 1 means 0.5A; 2 means 0.5A

The number after 23 means the size of foot hole as follows:

11: The number of contact type: the number after 24 means color

1 means 1NO 2 means 1NC 3 means 2NC 4 means 2NC 5 means 3NO+1NC 6 means 3NO 7 means 2NC+1NO 8 means 2NO+1NC

Modular configuration guide for the switch series.

**Specializing in production of buttons and indicators since 1997**

The LAY5-BL8325 double-headed actuator provides clear on/off visual feedback.

### Industrial Double Head Push Button Switch

The LAY5-BL8325 is a robust double-headed push button switch designed for reliable on/off control in industrial applications. Featuring distinct red and green actuators, it provides clear visual status indication for operators. Built with a durable metal housing, this switch is engineered to withstand demanding environments while ensuring precise mechanical performance in control panels and machinery.

## Technical Specifications

### Electrical Ratings

**660 V**

Max AC Voltage

**400 V**

Max DC Voltage

**10 A**

Heating Current


### Insulation Performance

Parameter	Value
Insulation Resistance	e5M©
Contact Resistance	d25©
Withstand Voltage	AC 2.5KV/min

### Mechanical & Electrical Life

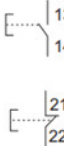
- Mechanical Life: 1,000,000 cycles
- Electrical Life: 500,000 cycles

## Design & Installation



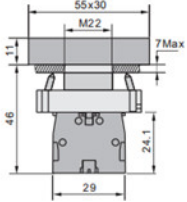
Without pilot light  
1 flush green button  
1 flush red button  
IP40

N/O  
+  
N/C



Green  
Red

LAY5-BL8325



Dimensional drawing and contact terminal layout for the LAY5-BL8325.

### Physical Dimensions

- Button Head: 55 x 30 mm
- Mounting Size: M22
- Total Height: 46 mm
- Base Width: 29 mm

### Materials & Protection

Metal Housing, IP40 Protection, Anti-flam Plastic Components, Silver Alloy Contacts

## Compliance

### Standards & Certifications

CE • ISO 9001 • RoHS • UL • IEC 60947-5-1 • GB/T 14048.1