

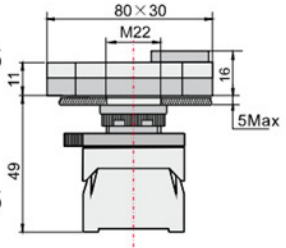


Double Head LED Illuminated Push Button Switch

This double-headed push button switch is equipped with LED illumination for clear status indication. Its IP65 rating ensures protection against dust and water, making it suitable for demanding environments.



Product Overview

 <p>XDL21-CBW8465</p>	<p>Illuminated double-headed push button with integral LED</p> <ul style="list-style-type: none"> 1 flush green marked I 1 flush red marked O 1 central pilot light <p>IP40</p>		<ul style="list-style-type: none"> Green Yellow Red 	<p>XDL21-CBW8365</p>	
	<ul style="list-style-type: none"> 1 flush green marked I 1 projecting red marked O 1 central pilot light <p>IP40</p>		<ul style="list-style-type: none"> Green Yellow Red 	<p>XDL21-CBW8465</p>	

Illuminated double-headed push button featuring flush green and red actuators with integrated central LED pilot light.

Industrial Double Head LED Switch

This double-head illuminated push button switch is designed for reliable control in demanding industrial environments such as elevator control panels, distribution cabinets, and power stations. It features a robust design with an IP65 rating for high protection against dust and moisture ingress. Built with high-grade anti-flame plastics and specialized silver alloy contacts, it ensures durability and excellent electrical performance in signal and interlocking applications.

Electrical Specifications

Rated Insulation Voltage	600 V
Conventional Heating Current	10 A
Contact Configuration	N/O + N/C
Operating Voltage Range	220~240V AC

Technical Parameters

Protection Grade	IP65
Mechanical Lifespan	3000000 operations
Operating Temperature	-5°C to +55°C
Mounting Diameter	22 mm

Certifications & Standards

Standards Compliance	CE, IEC60947-5-1, GB/T14048.1, ISO 9001, RoHS, UL
----------------------	---