




# Diesel & Gasoline Trash Water Pump

This trash water pump is engineered to handle both diesel and gasoline fuels. Designed for demanding environments, it efficiently pumps water containing debris, solids, and trash.



## ADDITIONAL IMAGES



## Product Overview

### High-Performance Trash Water Pump

This robust and versatile trash water pump is engineered to handle both diesel and gasoline fuels, making it an ideal solution for demanding environments. Designed to efficiently manage water containing debris and solids, it features durable construction with a cast iron volute and impeller for long-lasting performance. Perfect for construction sites, agricultural operations, and emergency flood control, this pump offers high flow rates and reliable self-priming capabilities.

## Technical Specifications

### Key Features

- Self-priming capability
- Cast iron volute and impeller
- Easy maintenance access
- High flow rate

### Fuel Compatibility

Diesel, Gasoline

## Applications

### Recommended Use

Construction Sites • Agriculture • Dewatering • Emergency Flood Control