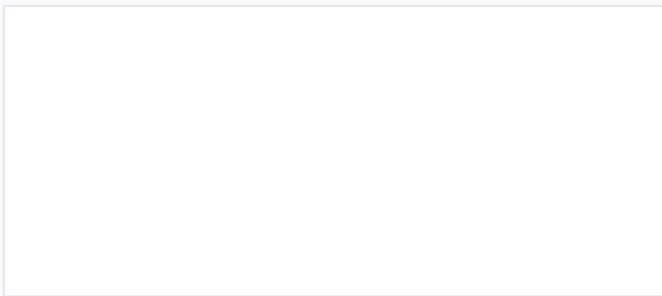


Diesel Engine for Power Generation

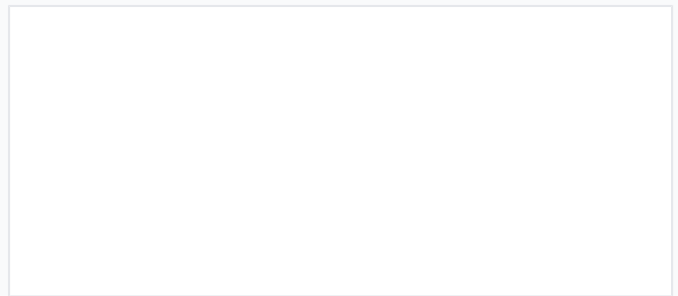
This diesel engine is designed for power generation applications. It provides reliable and efficient performance for a variety of industrial and commercial uses.



Overview



Fully equipped unit including starter motor and alternator for seamless system integration.



Robust construction suitable for a wide range of industrial power generation needs.

High-Performance Diesel Engines for Power Generation


Our range of low-maintenance diesel engines is specifically engineered for reliable power generation across industrial and commercial applications. These four-stroke engines feature robust construction with integrated cooling systems, high-pressure fuel injection, and advanced filtration to ensure long-lasting performance in demanding environments. Designed for easy installation and stable operation, these units provide a versatile solution for stationary power units and generator sets.

Model Selection


Available Engine Models

QC380D, QC385D, QC480D, N485D, QC490D, QC4112ZLD, QC6112ZLD, 4JR3ABD


Technical Features



Heavy-duty configuration featuring a robust radiator and integrated fuel injection system.



Turbocharged model designed for enhanced power output and efficiency.



Comprehensive filtration system ensures fuel and oil purity for long-term reliability.


Engine Configuration

- Four-stroke combustion cycle
- Multi-cylinder configuration
- Turbocharged aspiration (select models)
- Radiator-based cooling system
- High-pressure fuel injection system

Integrated Components

Starter Motor • Alternator • Fuel Filter • Oil Filter • Cooling Fan • Flywheel

Maintenance & Installation



Compact four-stroke design mounted on a specialized stand for stationary power generation.

Maintenance Design

Low maintenance design with accessible filtration systems and robust mounting frames for vibration dampening.

Mounting Type

Sturdy metal frame or stand with cylindrical supports for stationary applications.

Specifications Table

Model Comparison

Model	Bore & Stroke
QC380D	Data available upon request
QC385D	Data available upon request
QC480D	Data available upon request
N485D	Data available upon request
QC490D	Data available upon request