

Diesel Engine for Generator Sets

This diesel engine is designed for generator sets. It features a direct injection combustion chamber, compact structure and light weight for easy installation.



ADDITIONAL IMAGES

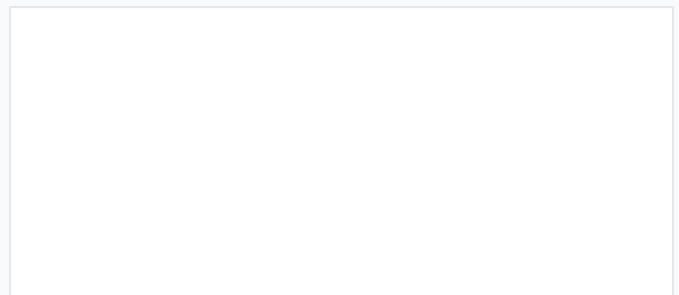
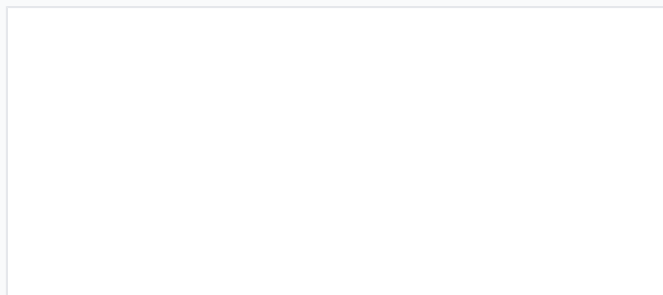


Overview

High-Performance Diesel Engines for Generator Sets

This range of diesel engines is specifically engineered for reliable power generation in demanding industrial environments. Featuring both wet and dry cylinder designs, these engines are optimized for fuel efficiency and long-term durability. With a variety of multi-cylinder configurations and turbocharging options, they provide a dependable power source for a wide array of generator set applications.

Technical Specifications



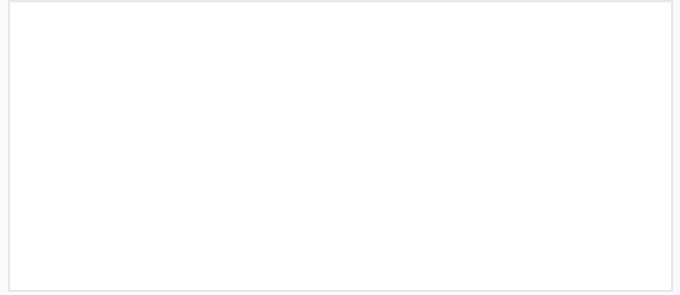
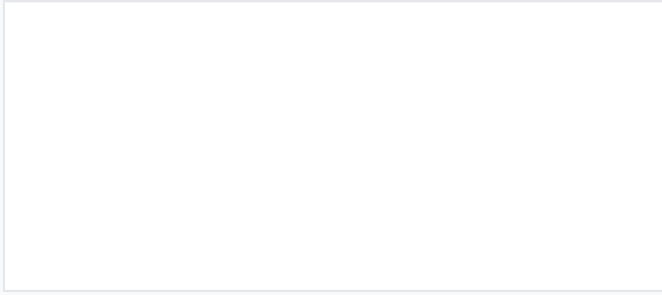
Bore & Stroke Dimensions

Model Series	Bore x Stroke
QC4115D	115 x 135 mm
QC4112 Series	112 x 135 mm

Available Models

QC4115D, QC4112D, QC4112ZD, QC4112ZLD, QC6112ZLD, QC380D, N485D, 4JR3ABD, QC480D

Engine Design



Cooling System

- Integrated radiator assembly
- High-efficiency cooling fan
- Water-cooled configuration

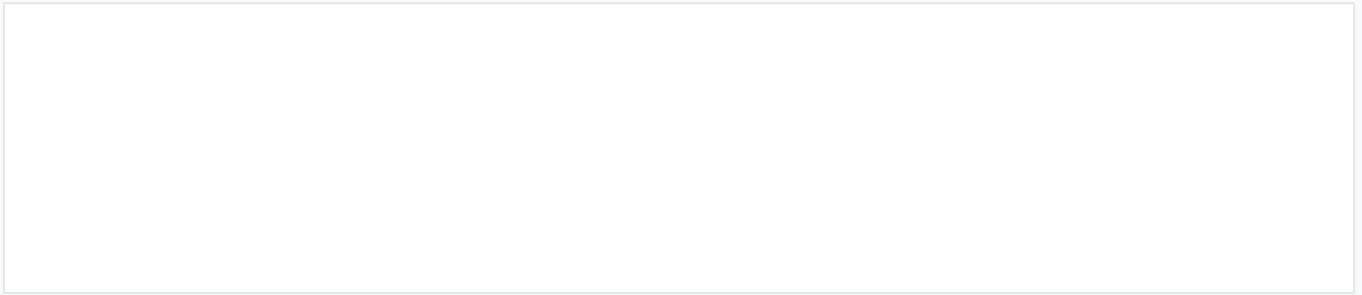
Aspiration

Naturally Aspirated • Turbocharged

Cylinder Liner Type

Wet Cylinder, Dry Cylinder

Maintenance & Reliability



Filtration Components

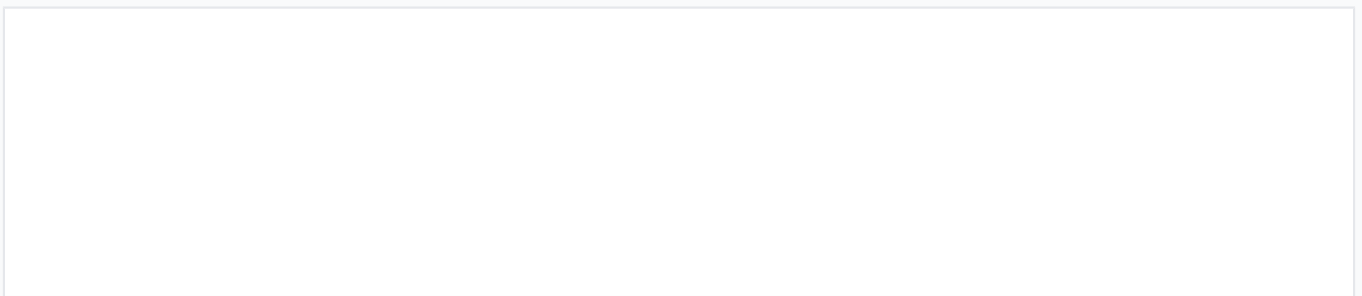
- Heavy-duty air intake filter
- High-precision fuel filtration
- Full-flow oil filter

Oil Filter Service Interval

10000 km

Replacement Interval

Installation



Mounting Configuration

Sturdy metal frame with adjustable supports for vibration dampening