


## Diesel Engine 4A Series

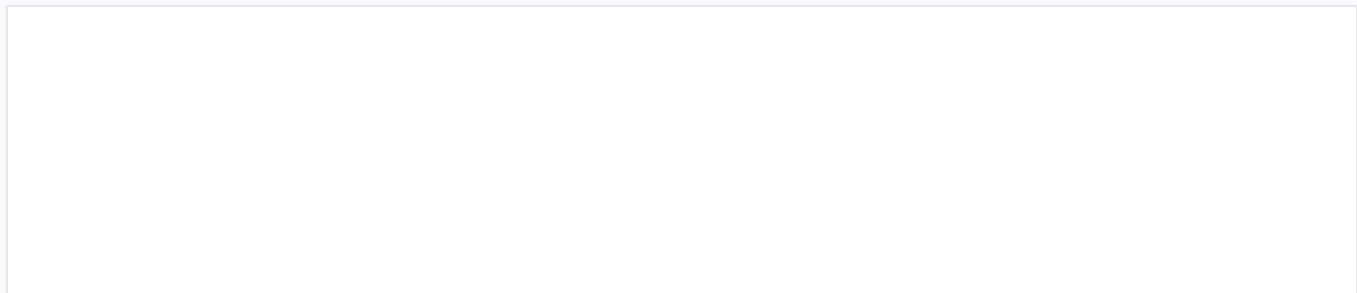
This is a light-duty motor vehicle diesel engine. The 4A series engine is designed for automobile locomotive applications.



### ADDITIONAL IMAGES



### Product Overview

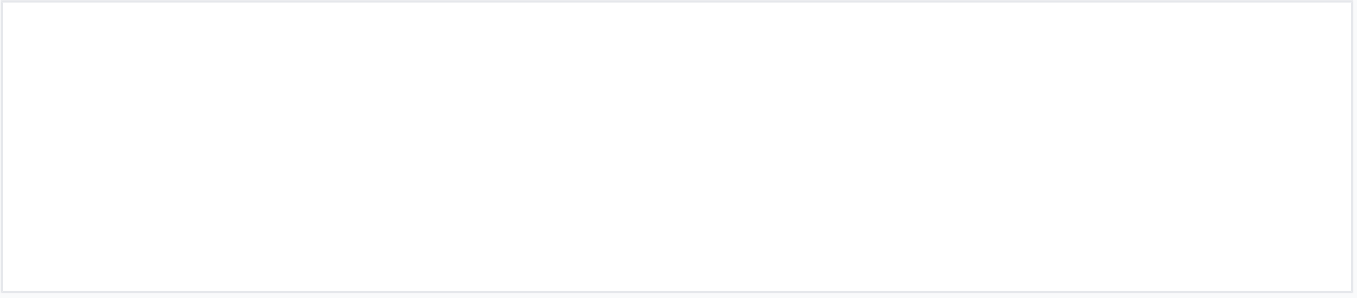


Engines are securely packaged in wooden crates for international shipping and logistics.

### High-Performance Light Duty Diesel Engine

The 4A Series is a versatile diesel engine designed specifically for light-duty motor vehicles and automobile locomotives. It features advanced electronic controlled high-pressure common rail technology combined with turbocharging and intercooling to deliver high efficiency and low emissions. This series is an ideal power solution for 2 to 3-ton light-duty trucks and buses, meeting State IV emission standards while providing energy-saving performance.

## Performance Metrics



Engineered for strong power output and compliance with modern environmental standards.

### Performance Highlights

**2.27 L**

Displacement

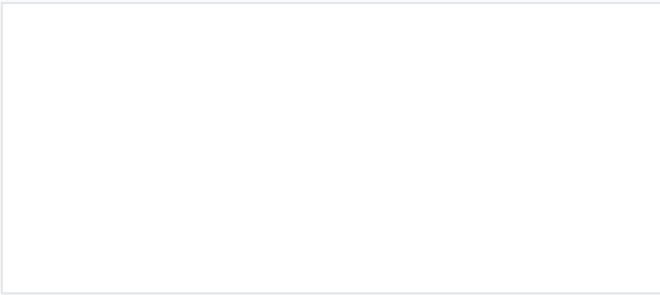
**65 kW**

Max Rated Output

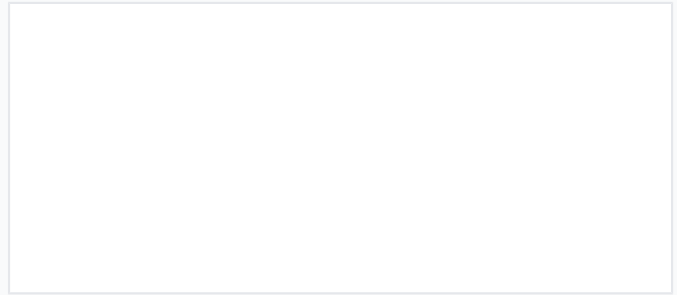
**240 N.m**

Max Torque

## Technical Specifications



The 4A series features a robust four-cylinder design with a mechanical fuel injection system and integrated cooling fan.



Detailed view of the turbocharged intake system and fuel filtration components.

### Engine Technical Data

Parameter	Value
Model	4A Series
Cylinder Configuration	4 Cylinders
Bore x Stroke	85 x 100 mm
Fuel System	High-pressure common-rail
Intake Method	Turbocharged and inter-cooled
Rated Speed	3200 rpm
Power Range	50~65 kW (68~88 Ps)
Torque Range	170~240 N.m @ 1400~2600 rpm

## Key Features

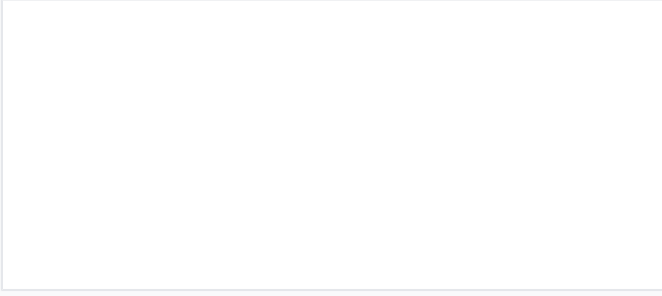
### Advanced Technologies

- BOSCH high-pressure common rail fuel system
- DOC + SCR (DPF) after-treatment technologies
- Water-cooled Exhaust Gas Recirculation (EGR)
- CAE analyzed cylinder block, head, and crankshaft for reliability
- Efficient turbocharger for large low-speed torque

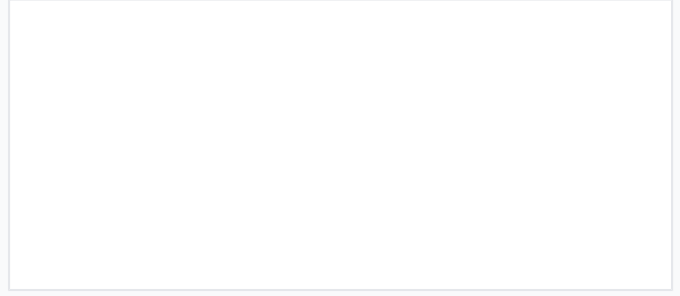
### Operational Benefits

Low Fuel Consumption, Low Noise, Low Vibration, Environmental Protection, High Efficiency

## Applications



The 4A series diesel engine is engineered for light-duty passenger and commercial vehicle applications.



In addition to road vehicles, these engines provide reliable power for agricultural development and machinery.

### Suitable Applications

2~3T Light-duty Trucks • Buses • Automobile Locomotives • Agricultural Machinery