



## Blue Glass Switch Cover Plate

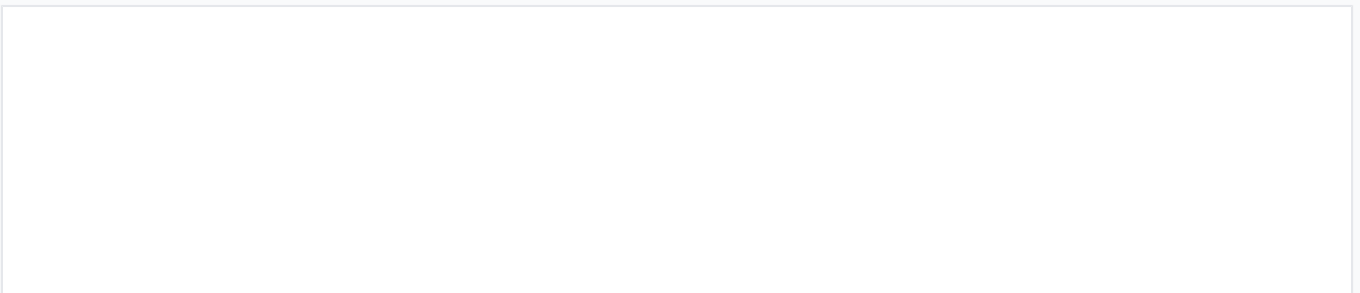
This blue glass cover plate is designed for electrical switches and provides a modern aesthetic. Its durable glass construction ensures long-lasting performance while protecting switches from dust and damage.



### ADDITIONAL IMAGES



### Product Overview



Sleek blue glass design for modern electrical switch applications.

### Premium Blue Glass Switch Cover

This blue glass switch cover plate combines a sleek, modern aesthetic with durable construction, making it an ideal choice for high-end residential and commercial interiors. Designed for the S81 series, this plate features high-quality glass craftsmanship that offers a refined look while protecting internal electrical mechanisms. Its modular architecture supports flexible installation configurations for seamless integration into diverse electrical systems.

## Technical Specifications



Modular fitting design ensures fast wiring and secure installation.

### Installation Features

- Modular fitting design for free combination
- Screwless terminal options
- Hanger installation with removable option
- Notched pins for secure chassis connection

Dimensions	234 x 92 x 4 mm
Glass Thickness	4 mm

## Safety & Compliance

### Warranty Period

**10 Years**

Mechanical Switches/Sockets


**2 Years**

Electronic Items


### Safety Standards

Fire-resistant PC back-housing, 850°C heat resistance, 3000V test compliant, Child-proof shutter

## Configuration Options



Flexible modular system allows for easy customization and inventory management.



Universal frame support for 1-5 gang horizontal and vertical configurations.

### Available Design Options

Feature	Options
Frame Design	Flat, Cambered
Materials	Plastic, Metal, Glass, Wood
Color Palette	27 Options
Gang Configuration	1 to 5 Gangs