



Automatic Plastic Injection Molding Machine with Fixed Pump

This automatic plastic injection molding machine utilizes a fixed pump system for reliable operation. It is designed for efficient and precise production of plastic parts.



ADDITIONAL IMAGES



Overview

High-Performance Automatic Injection Molding

The AF Series injection molding machine utilizes double linear motion guides and a fixed-pump system to deliver fast, reliable, and precise plastic production. Designed for industrial efficiency, it features a servo-control energy-saving system that can reduce power consumption by 30-80% compared to traditional models. This versatile machine is engineered with a robust clamping unit and a high-speed injection structure to meet the demanding requirements of professional B2B manufacturing environments.

Key Performance Metrics

Performance Highlights

0.3 %

Repeatability Precision

0.5 sec


Response Time

80 %

Max Energy Saving

Clamping Unit

锁模机构 CLAMPING UNIT




The clamping unit features a high-precision transducer and a robust whole-unit toggle design for maximum stability.

Clamping System Features

- Optimized platen design with enlarged space between tie bars
- Euromap-based layout with T-slots and tap holes
- Hydraulic driven gear-type mold height adjustment
- Mechanical safety interlock for operator protection
- High-strength linkage structure for increased rigidity
- High-precision displacement transducer

Injection Unit

注射机构 INJECTION UNIT



Advanced injection unit equipped with balanced twin cylinders and high-quality linear motion guides for precise material delivery.

Injection System Features

- High-quality linear motion guides for smooth processing
- Balanced twin-cylinder injection structure
- Specialized screw barrel designs for various applications
- Ceramic heater bands for efficient temperature control
- Integrated injection lubrication system

Hydraulic System

液压控制系统 HYDRAULIC SYSTEM



The hydraulic control system includes an imported pump, high-performance oil cooler, and automated lubrication devices.

Hydraulic Components

- Double proportional compound valve for pressure and flow control
- Low-noise imported hydraulic pump
- High-performance oil cooler (100% capacity)
- Suction filter with integrated check valve
- Low-pressure mold protection system
- Independent grease and lubrication oil system

Electrical Control

ELECTRICAL UNITS



User-friendly HMI with high-speed processing and real-time parameter tracking for simplified operation.

Control System Specifications

Feature	Specification
Display	8.4 inch screen (800x600 resolution)
Processor	Double CPU (X86 300MHz + RISC 140MHz)
Connectivity	USB 2.0 and Ethernet (100-base T)
I/O Points	32 Points (extendable)
Data Storage	120 technological parameter sets
Transducer Resolution	1/65535

Operational Benefits

Operational Advantages

Energy Efficient, Low Noise, Water Saving, High Sensitivity, Dustless Workshop Compatible