


# Adult Folding Electric Scooter with 8.5-inch Wheels

This electric scooter is designed for adult commuters and features 8.5-inch wheels. It has a foldable design and a triple braking system for enhanced safety.



## ADDITIONAL IMAGES




## Overview

### Efficient Urban Commuting

This adult folding electric scooter is engineered for reliable city transportation, featuring a robust steel and aluminum frame with a unique wood deck design. It balances performance and safety with a 350W motor, triple braking system, and anti-skid honeycomb tires that eliminate the risk of flat tires. Designed for the modern commuter, it includes smart app connectivity and a foldable structure for convenient storage.

## Performance & Power



350W brushless motor with shock-absorbing vacuum tires.

### Key Performance Metrics

<b>350 W</b> Motor Power	<b>25 km/h</b> Max Speed	<b>120 kg</b> Max Load
-----------------------------	-----------------------------	---------------------------

<b>Speed Levels</b>	<b>3 levels</b>
---------------------	-----------------

## Design & Build

### S9 Electric scooter

Simple design with build-in wiring, tubular structure makes the scooter more stable, safe and smooth.



Stable and smooth ride with internal wiring and tubular structure.

#### Convenience Features

Foldable • Side Stand • Bell • USB Charging Port

#### Construction Materials

Steel, Aluminium, Wood Deck, Silicone Rubber Pad

#### Wheel Type

8.5-inch Honeycomb (Non-flat)

## Safety & Braking



Enhanced visibility with cool deck lights and active brake taillights.



High-brightness LED headlight for safe night riding.



Triple brake system featuring disc, electronic, and pedal brakes.

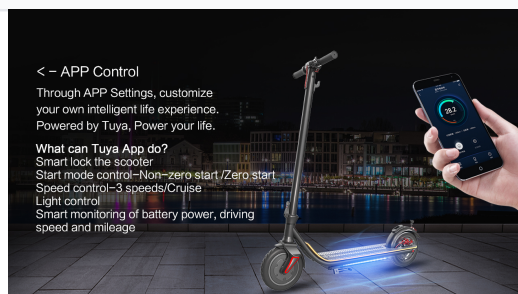
#### Braking System

- Rear Disc Brake
- Power-off Brake
- Foot Brake

#### Lighting System

Integrated Front Headlight and Rear Warning Red Light

## Smart Features



Smart control via mobile app for speed, lights, and security.

#### Smart Features

App-controlled settings including smart lock, speed mode control, and cruise control.

## Battery & Charging

### Battery Specifications

Feature	Detail
Voltage	36V
Capacity Options	6Ah / 7.5Ah / 10Ah
Range	15-35 km
Charging Time	3-4 hours

## Compliance

### Certifications

CE Approved