

## 500W Electric Scooter for Adults with Off-Road Design

This electric scooter is equipped with a 500W motor and designed for off-road use and outdoor sports. It features front and rear dual suspension and wear-resisting rubber solid tires.



### ADDITIONAL IMAGES



### Overview

#### **S12** *Electric scooter*

Simple design with build-in wiring,  
48mm extra strong tube,  
tubular structure makes the scooter  
more stable, safe and smooth.



The S12 features a simple design with built-in wiring and a 48mm extra strong tubular structure for maximum stability.

### High-Performance Off-Road Electric Scooter

The S12 is a robust 500W electric scooter designed for adults seeking a versatile off-road experience. Featuring a unique tubular structure with 48mm extra-strong tubing and built-in wiring, it offers enhanced stability and a sleek, modern aesthetic. With front and rear dual suspension and anti-skid vacuum tires, this scooter is engineered to handle uneven pavement and speed bumps with ease.

## Performance Metrics



8.5-inch wide anti-skid vacuum tires and strong shock absorption for off-road terrain.

## Performance Highlights

**500 W**

Motor Power

**35 km/h**

Max Speed

**60 km**

Max Range

**20 °**

Climbing Angle

## Technical Specifications

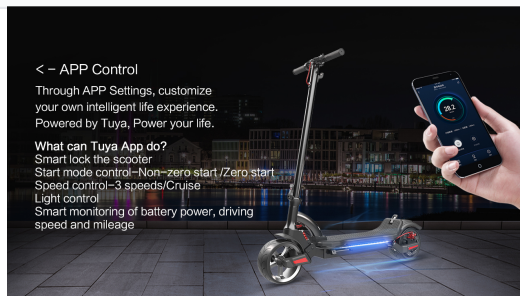
### Technical Details

Feature	Specification
Model	S12
Motor Type	Brushless energy-saving motor
Battery Type	18650 Lithium Battery
Charging Time	3-5 Hours
Brake System	Rear disc brake + power off brake
Tire Size	8.5" x 100mm wide
Tire Type	Solid / Vacuum anti-skid tire

### Available Battery Capacities

8Ah • 10Ah • 15Ah • 17.4Ah

## Smart Features




Full smart control via App, including speed settings, light control, and battery monitoring.

### App Control & Intelligence

- Smart Bluetooth App locking
- Start mode control (Zero/Non-zero start)
- 3-speed mode switching & Cruise control
- Real-time battery and mileage monitoring
- Integrated light control via App

## Safety & Protection




Advanced lithium-ion battery pack with multiple safety protection layers for long-distance reliability.

### Battery Safety Systems

Short Circuit Protection, Double Overcharge Protection, Abnormal Temp Protection, Over Current Protection, Double Discharge Protection, Under Voltage Auto-Sleep

## Physical Dimensions



Easy-to-fold design with ergonomic TPR handles and intuitive electronic throttle.

## Size & Weight

Status	Dimensions (L x W x H)
Unfolded	1130mm x 480mm x 1220mm
Folded	1130mm x 480mm x 435mm
Net Weight	25.7 KG
Max Load	120 KG

## Design Features



Unique 3-bead LED headlight ensures high brightness for safe night riding.

### Design & Build

- 48mm extra strong tubular frame
- Internal cable routing for clean look
- Multi-color pedal lamp design
- 3-bead high-brightness LED headlight
- Comfortable TPR handles
- 3-second quick folding mechanism