

1kW-6kW Pure Sine Wave Inverter with AC Charger

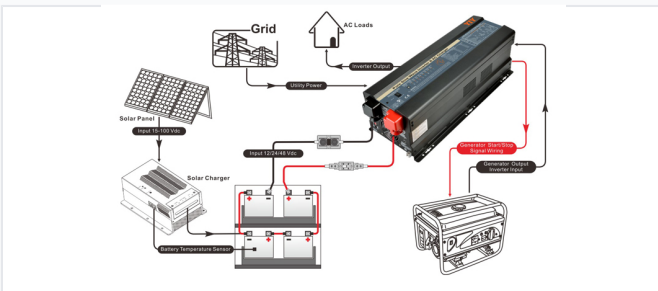
This pure sine wave inverter combines an inverter, battery charger, and AC auto-transfer switch into one complete system. It features sophisticated multi-stage charging and pure sine wave output with high surge capability to meet demanding power needs.



ADDITIONAL IMAGES



Overview



System integration diagram demonstrating versatility with solar, utility, and generator inputs.



Suitable for a wide range of applications including household appliances, marine, RV, and office equipment.

Advanced Inverter & Charger System

This high-performance unit combines a pure sine wave inverter, a sophisticated multi-stage battery charger, and an AC auto-transfer switch into one unified system. Engineered for professional and off-grid applications, it delivers a peak conversion efficiency of 92% and features high surge capability to safely power demanding inductive loads. With intelligent power factor correction and low idle consumption, it provides a reliable, energy-efficient solution for renewable energy setups, marine, RV, and backup power environments.


Performance

Key Performance Metrics

6 kW Max Continuous Power	18 kW Max Surge Rating	92 % Peak Efficiency	10 ms Transfer Time
-------------------------------------	----------------------------------	--------------------------------	-------------------------------

Power Factor	1
---------------------	---

Technical Specifications



Flexible wiring options supporting single-phase and dual-phase configurations.

Supported DC Input Voltages	12V DC, 24V DC, 48V DC
Output Voltage Range	100-120VAC / 220-240VAC
Output Frequency	50Hz / 60Hz (Auto-detect)
Idle Consumption	< 25W (Power Saver On)

Charging & Battery

PRODUCT DESCRIPTION



PURE SINE WAVE INVERTER/CHARGER



Detailed battery charging process and selector guide for optimized battery health.

Charging Capabilities

- 4-step intelligent battery charging
- Power Factor Correction (PFC) for charger
- Up to 110A selectable charge rate
- 8 preset battery type selector
- De-sulphation mode for flat batteries


Compatible Battery Types

Gel USA • AGM 1 • AGM 2 • Sealed Lead Acid • Gel Euro • Open Lead Acid • Calcium

Features & Protection

DIP SWITCHES INTRODUCTION

Switch NO	Switch Function	Position: 0	Position: 1
SW1	Low Battery Trip Volt	0V/0Vc	0V/0Vc
		For Deep Cycle Battery	For Starting Battery
SW2	AC Input Range	For Utility Mode	For Generator Mode
		220V/AC HV 120V/AC LV	180-250Vc 100-150Vc
SW3	Power Save Auto Setting	Night Charge Function	Detect Load Per 5Secs
SW4	OP Frequency Setting	60Hz	50Hz
SW5	Solar / AC Priority Setting	Utility Priority	Battery Priority



Easy-to-use DIP switch settings for customizing low battery trip, AC input range, and power frequency.

Protections

- Overload protection (up to 300% for 20s)
- Short circuit protection
- Over-temperature protection
- High/Low battery voltage protection
- 15s delay transfer for generator protection

Advanced Functionality

Pure Sine Wave Output, Remote Control Compatible, Generator Start/Stop Signal, Power Saving Mode, Battery Temperature Sensor