

# 17-Meter Concrete Placing Boom


This concrete placing boom has a three-section articulating boom with a reach of 17 meters. It is mounted on a trailer chassis and features hydraulic outriggers for stability.




## ADDITIONAL IMAGES



## Overview



Mobile chassis design allows for easy relocation across different sections of the job site.



Ideal for high-rise buildings, bridges, and complex infrastructure projects.

## High-Efficiency Concrete Placement

The PB17D-3R is a mobile spider-type concrete placing boom designed for precision and flexibility on construction sites. Featuring a 17-meter reach and a three-section 'R' folding articulating boom, it allows for efficient concrete distribution in confined spaces and high-rise projects. The hydraulic-driven system and remote control operation ensure smooth maneuverability and reduced labor costs for professional building applications.

## Key Performance Metrics

### Key Performance Metrics

**17 m**

Max Placing Radius

**360 °**

Slewing Range


**5.5 kW**

Motor Power

**25 MPa**

System Pressure

## Boom Configuration



Structure and operational scope showing the 17-meter vertical and horizontal reach.

### Boom Section Details

Section	Length (m)	Articulation Range
1st Section	7.1	0°~86°
2nd Section	5.5	0°~180°
3rd Section	4.5	0°~180°

## Technical Specifications

Overall Height	2.9 m
Total Weight	7950 kg
Max Lifting Unit Weight	5850 kg
Delivery Pipeline	1133x4.5mm
Delivery Hose Diameter	5" × 3000 mm

## Operational Features

### 主要特点 MAIN FEATURES

- R型三臂结构, 液压驱动, 折叠展开灵活, 布料范围广。  
Three arms design "R" folding. The machine is fully driven by hydraulic and can stow flexibly, with wide working range.
- 配备无线遥控和有线遥控两种操作模式, 操作轻松方便。  
Two modes of operation: radio remote control and cable remote control, easy to operate.
- 带车架体可轻松拖走, 可根据布料的需要, 在施工范围内轻易移动。  
The frame body can be easily dragged away, and can be easily moved within the construction scope according to the need of material placing.
- 液压电气元件采用国内外知名品牌, 设备质量稳定可靠。  
The main electronic components are products of the world-famous brand, with high-quality.

The 'R' type three-arm folding structure provides maximum flexibility in material placement.

### Climbing Options

- Floor climbing
- Shaft climbing

### Control Systems

Radio Remote Control, Cable Remote Control, Electric Proportional Control, Switch Control

### Slewing Drive Mode

Turbo Worm Drive / Gear Slewing

## Environmental & Power

### Operating Temperature

-20°C to 55°C

### Standard Power Supply

380V / 50Hz (Customizable)

## Compliance & Quality

### Quality Standards

ISO 9001:2015 • CE Certified • EN 60204-1 Compliant