




16 inch Abrasive Cut-Off Wheel for Metal and Stainless Steel

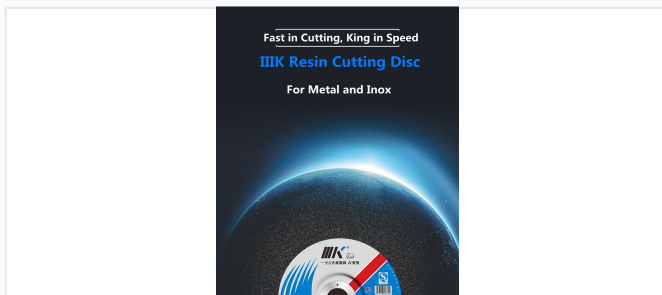
This 16-inch cut-off wheel is designed for cutting both metal and stainless steel. It offers efficient cutting performance in industrial and professional settings.



ADDITIONAL IMAGES



Overview



Engineered for high-speed performance and clean cuts in metal and stainless steel.



Designed for high efficiency and cost-effective industrial cutting.

High-Performance Abrasive Cut-Off Wheel

This 16-inch reinforced abrasive cut-off wheel is engineered for professional metalworking and industrial applications. Designed for speed and durability, it delivers precise, clean cuts in stainless steel, steel plates, and pipes. Its robust construction ensures high efficiency and wear resistance, making it an ideal choice for demanding cutting tasks.

Technical Specifications

Dimensions

400 mm
Diameter

3.2 mm
Thickness

Performance Limits

- Max Speed: 72 m/s
- Max RPM: 3800

Wheel Type

T41 Flat Wheel

Applications

Compatible Materials

Stainless Steel, Metal, Steel Plate, Steel Pipe

Standards & Compliance



Safety first: always use protective eyewear, ear protection, and gloves when operating.

Certifications

ISO 9001 • MPA Z-04888

Executive Standard

JB/T4175-2016

Logistics & Packaging



Securely packaged for transport with 25 pieces per box.

Packaging Specifications

Attribute	Detail
Quantity per Box	25 pieces
Gross Weight	24 kg
Box Dimensions	41 x 9.5 x 41 cm