

# 13A Universal Power Outlet

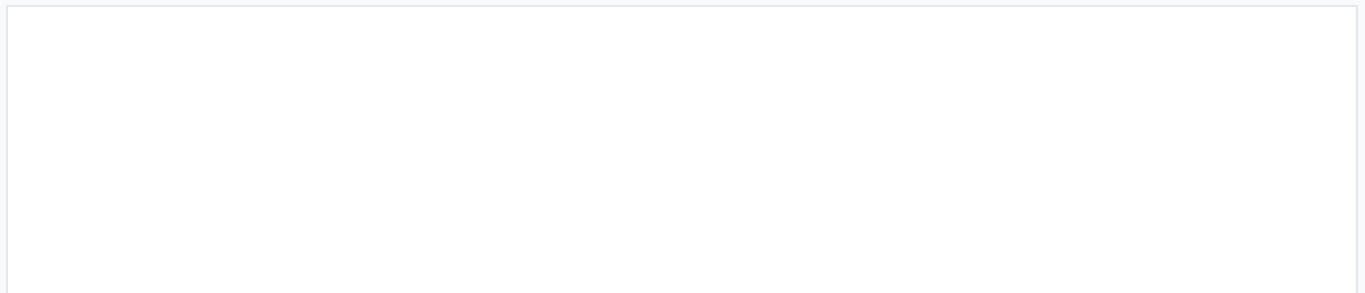
This 13A universal power outlet is designed to accommodate various plug types. It is suitable for residential, commercial, and industrial applications requiring a versatile and reliable power connection point.



## ADDITIONAL IMAGES



## Overview



The modular design allows for flexible combinations and easy inventory management for various electrical installations.

### Versatile S80 Series Power Solution

The S80/13W is a high-quality 13A universal power outlet designed for international compatibility and modular flexibility. Featuring a robust earthed metal frame and flame-retardant PC back housing, it ensures a safe and stable installation even on uneven walls. This complete 1-module unit is ideal for residential and commercial applications where reliable, multi-standard power connectivity is required.

## Electrical Specifications

### Rated Current

**13 A**

Rated Current

### Operating Parameters

Parameter	Value
Rated Voltage	250V~
Frequency	50-60Hz
Poles Configuration	2P + E
Outlet Standard	Schuko / Universal
Ground Lug Position	Straight 0°

## Safety & Protection

### Safety Protection Systems

- Short-circuit protection
- Thermal protection
- Automatic overload protection
- Child-proof safety shutters
- Battery charge protection
- Automatic restart after ground fault

### Compliance & Certifications

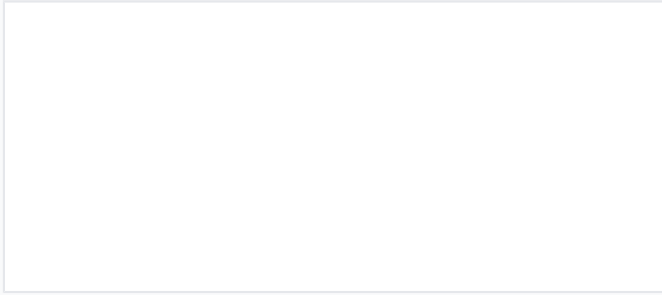
ROHS, CE, CB, TUV, VDE, SASO, GCC

## Design & Materials

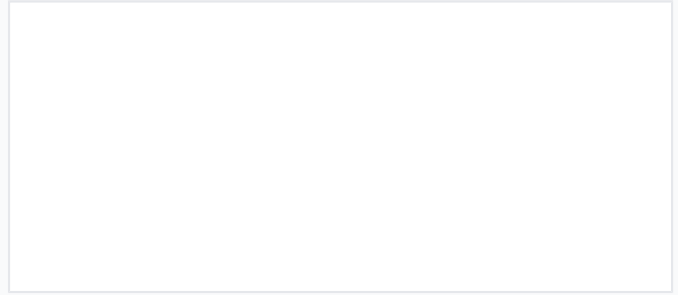
### Construction Materials

Component	Specification
Back-housing	Grey flame retardant PC (850°C resistant)
Mounting Frame	Earthed metal frame
Surface Finish	Glossy
Surface Treatment	Untreated or Painted options

## Installation



Optional surface mounting boxes provide a flexible solution when flush-mounting is not possible.



Detailed technical measurements for precise mounting and installation planning.

### Mounting & Wiring

- Fixing mode: By screws and claws
- Terminals: Screwless terminals for fast wiring (Screw optional)
- Modular fitting design for free combination
- Notched pins on frame for perfect fit on uneven walls
- Removable hanger installation option

### Physical Dimensions


Dimension	Measurement (mm)
Width	82
Height	82
Total Depth	42.4
Projection Depth	13.5
Mounting Distance	60

## Environmental

### Temperature Limits

Condition	Range (°C)
Operation	-5 to 40 °C
Storage	-20 to 60 °C

## Customization



Frames are available from 1-gang to 5-gang in up to 27 different colors, supporting both horizontal and vertical mounting.

### Available Finishes

White • Black • Dark Gray • Cream • Silver • Champagne • Rose Gold